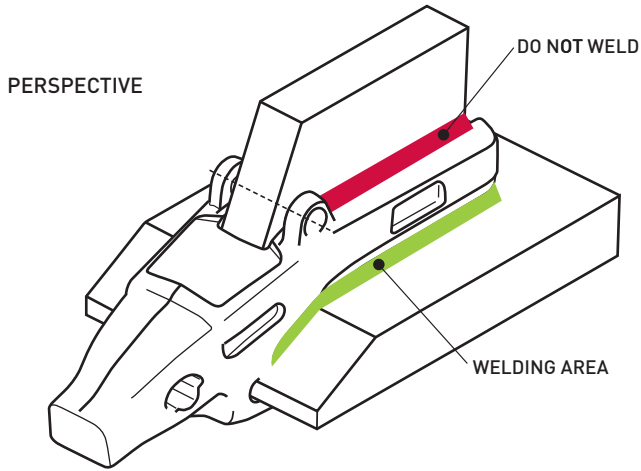
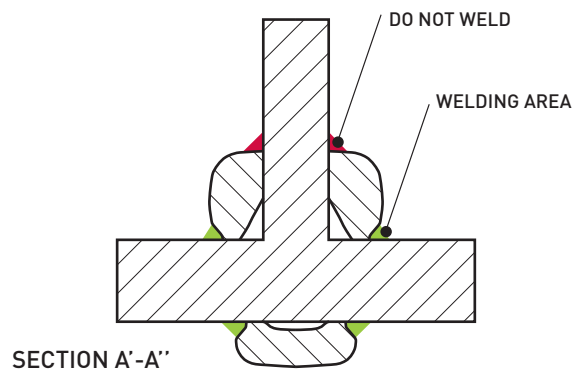
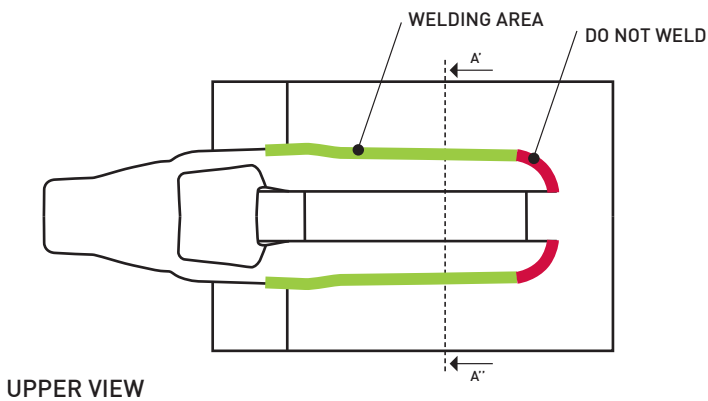


# Welding Instructions for Straddle leg Adapters



## Welding areas

1. Place the adapter on the blade and assure a good fitting with the lip bevel
2. Follow the MTG General Welding Instructions (Read page. 90)
3. Weld the bottom leg in the same way as is specified for two strap adapters (Read page. 91)
4. Weld the top leg as specified in the following figures



## Welding process

