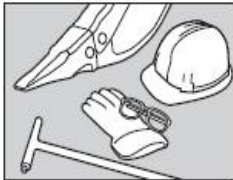
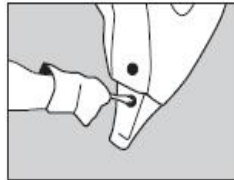


Assembly and removal Instructions for MTGSystems Ripmet®

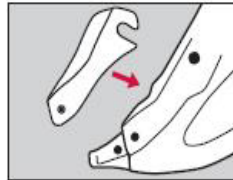
Assembly instructions



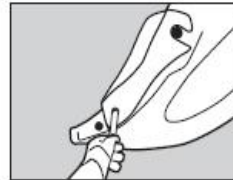
Recommended equipment



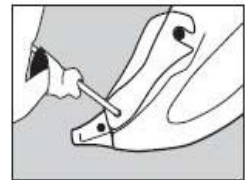
Clean the adapter and push in both retainers



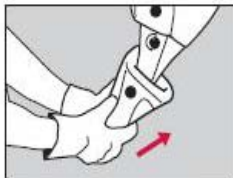
Place the protector



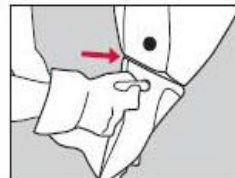
Push in the pin



Turn the pin clockwise



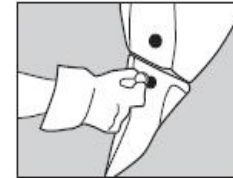
Assemble the tooth



Push in the pin

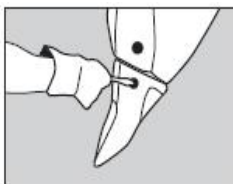


Turn the pin clockwise

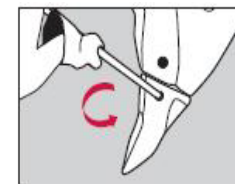


Attach the plug

Removal instructions



Remove the plug



Turn the pin counterclockwise



Remove the pin